

## BACKLIGHT 4 x 3 m


Advertising medium backlight

Dimensions 4 x 3 m  
Type of printing PVC (digital)

### PREPRESS INSTRUCTIONS

Width: 40 cm  
Height: 30 cm  
Resolution: 300 DPI  
Orientation: Horizontal  
Color Mode: CMYK  
File format: TIFF (flatten layers) or Photoshop EPS (flatten layers, max jpeg compression)

Safe frame: All text, titles and logos and other important parts of visual should be placed minimum 1,50 cm from all the edges. (centered)



## BACKLIGHT 8 x 3 m

Advertising medium backlight

Dimensions 8 x 3 m

Type of printing PVC (digital)

### PREPRESS INSTRUCTIONS

Width: 80 cm

Height: 30 cm

Resolution: 300 DPI

Orientation: Horizontal

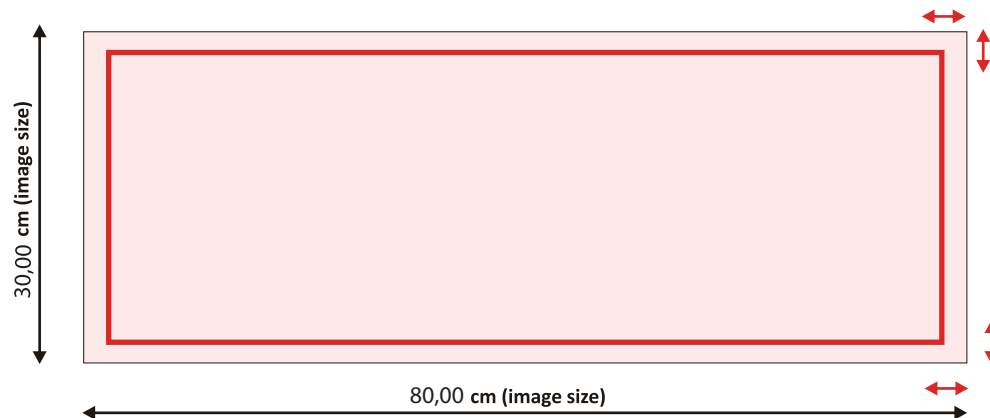
Color Mode: CMYK

File format: TIFF (flatten layers) or Photoshop EPS (flatten layers, max jpeg compression)

Safe frame: All text, titles and logos and other important parts of visual should be placed minimum 1,50 cm from all the edges. (centered)



All text, titles and logos and other important parts of visual should be placed minimum 1,50 cm from all the edges. (centered)



## BACKLIGHT 4.60 x 2.40

Advertising medium backlight

Dimensions 4.40 x 2.40 m

Type of printing PVC (digital)

### PREPRESS INSTRUCTIONS

Width: 43,60 cm

Height: 23,70 cm

Resolution: 300 DPI

Orientation: Horizontal

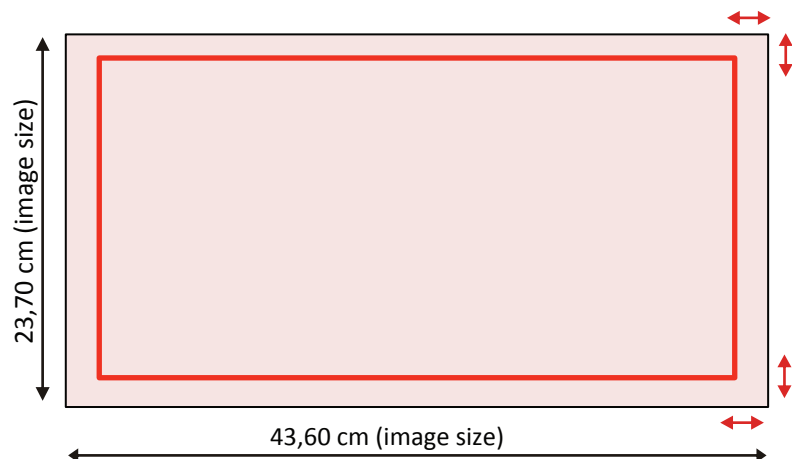
Color Mode: CMYK

File format: TIFF (flatten layers) or Photoshop EPS (flatten layers, max jpeg compression)

Safe frame: All text, titles and logos and other important parts of visual should be placed minimum 1,50 cm from all the edges. (centered)



All text, titles and logos and other important parts of visual should be placed minimum 1,50 cm from all the edges. (centered)



## BACKLIGHT 6 x 3 m

Advertising medium backlight

Dimensions 6 x 3 m  
Type of printing PVC (digital)

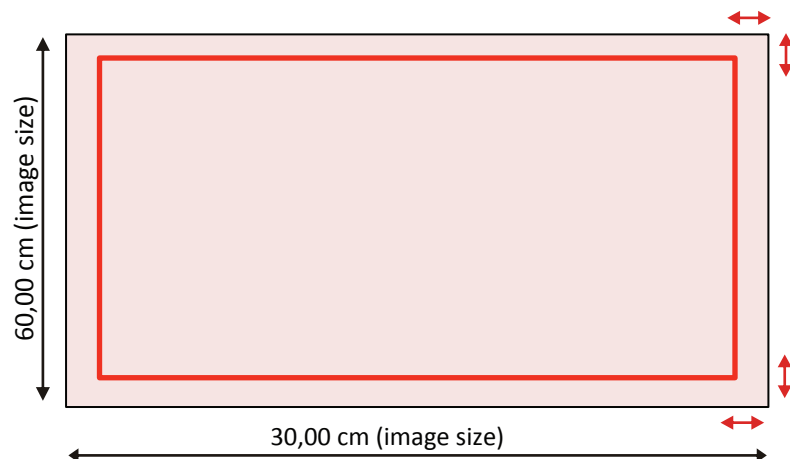
### PREPRESS INSTRUCTIONS

Width: 60 cm  
Height: 30 cm  
Resolution: 300 DPI  
Orientation: Horizontal  
Color Mode: CMYK  
File format: TIFF (flatten layers) or Photoshop EPS (flatten layers, max jpeg compression)

Safe frame: All text, titles and logos and other important parts of visual should be placed minimum 1,50 cm from all the edges. (centered)



All text, titles and logos and other important parts of visual should be placed minimum 1,50 cm from all the edges. (centered)





## BILLBOARD 4 x 3 m

Advertising medium front light

Dimensions 4 x 3 m

Type of printing Paper (blueback)(digital,offset,screen)

### PREPRESS INSTRUCTIONS

Width: 40 cm

Height: 30 cm

Resolution: 300 DPI

Orientation: Horizontal

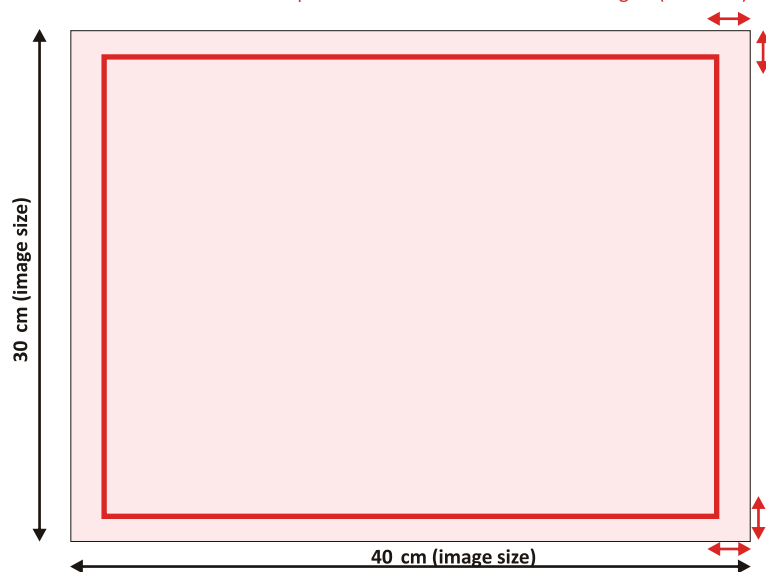
Color Mode: CMYK

File format: TIFF (flatten layers) or Photoshop EPS (flatten layers, max jpeg compression)

Safe frame: All text, titles and logos and other important parts of visual should be placed minimum 0,50 cm from top and left edges and 1,00 cm from right and bottom edges.



All text, titles and logos and other important parts of visual should be placed minimum 1 cm from all the edges. (centered)



## BIGBOARD 10 x 5 m

Advertising medium front light

Dimensions 10 x 5 m

Type of printing Paper (blueback)(digital,offset,screen)

### PREPRESS INSTRUCTIONS

Width: 100,00 cm

Height: 30,00 cm

Resolution: 300 DPI

Orientation: Horizontal

Color Mode: CMYK

File format: TIFF (flatten layers) or Photoshop EPS (flatten layers, max jpeg compression)

Safe frame: All text, titles and logos and other important parts of visual should be placed minimum 1,50 cm from all the edges. (centered)



All text, titles and logos and other important parts of visual should be placed minimum 1 cm from all the edges. (centered)

